

BÀI 9: Phép cộng trong phạm vi 6

1. Nối tranh vẽ với phép tính thích hợp:

$$3 + 2$$

$$3$$

$$1 + 2$$

$$3 + 1$$

$$6$$

$$4 + 1$$

$$4 + 2$$

$$4$$

$$2 + 1$$

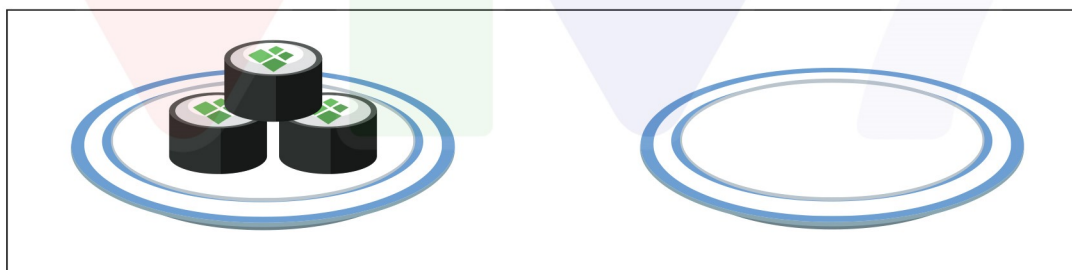
$$2 + 2$$

$$5$$

$$3 + 3$$

2. Tính (theo mẫu):

Mẫu:



$$3 + 0 = 3$$

$$2 + 0 = \dots$$

$$0 + 4 = \dots$$

$$4 + 0 = \dots$$

$$0 + 1 = \dots$$

$$0 + 5 = \dots$$

$$3 + 0 = \dots$$

$$6 + 0 = \dots$$

$$5 + 0 = \dots$$

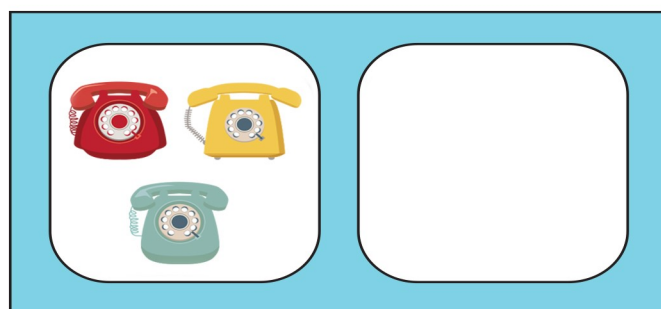
$$0 + 2 = \dots$$

BÀI 9: Phép cộng trong phạm vi 6

3. Viết theo mẫu:



$$3 + 0 = 3$$




$$0 + 2 = 2$$


4. Quan sát tranh viết phép tính thích hợp:



1	+	1	=	2
---	---	---	---	---



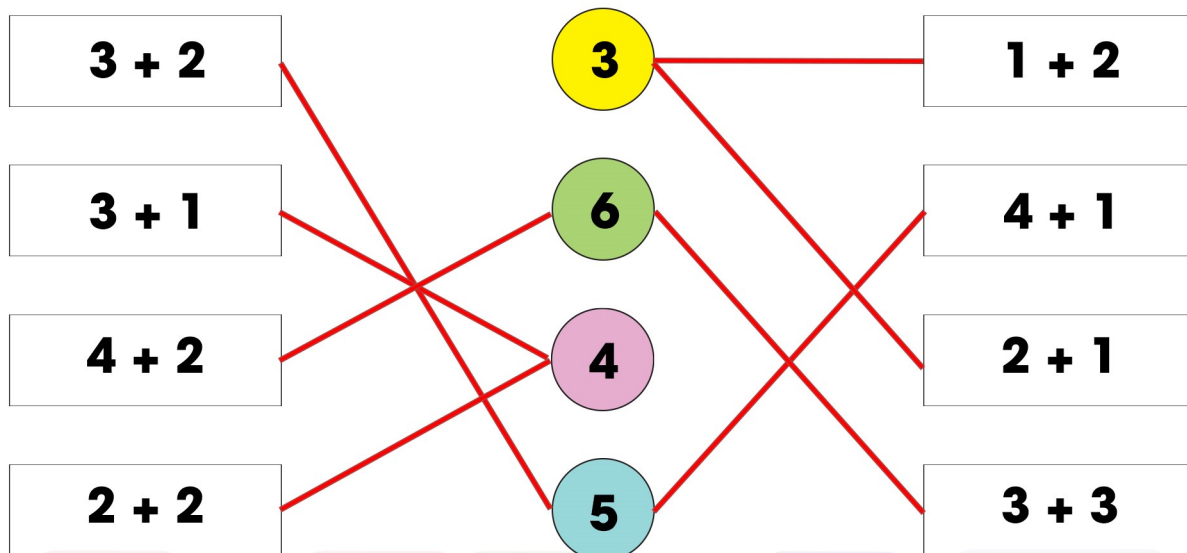
2	+	2	=	4
---	---	---	---	---



3	+	2	=	5
---	---	---	---	---

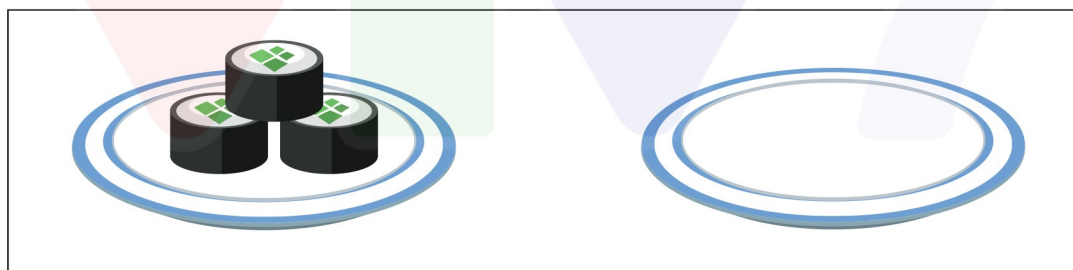
BÀI 9: Phép cộng trong phạm vi 6

1. Nối tranh vẽ với phép tính thích hợp:



2. Tính (theo mẫu):

Mẫu:



$$3 + 0 = 3$$

$$2 + 0 = 2$$

$$0 + 4 = 4$$

$$4 + 0 = 4$$

$$0 + 1 = 1$$

$$0 + 5 = 5$$

$$3 + 0 = 3$$

$$6 + 0 = 6$$

$$5 + 0 = 5$$

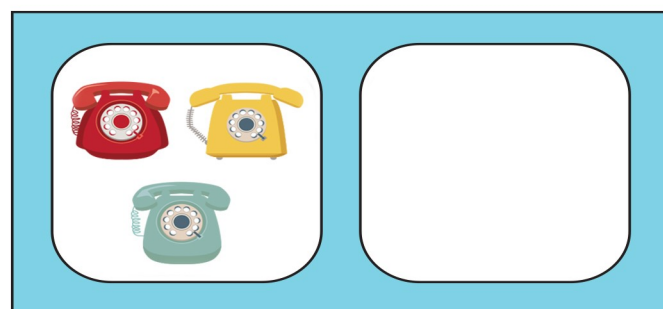
$$0 + 2 = 2$$

BÀI 9: Phép cộng trong phạm vi 6

3. Viết theo mẫu:




$$3 + 0 = 3$$




$$0 + 2 = 2$$


4. Quan sát tranh viết phép tính thích hợp:



$$1 + 1 = 2$$



$$2 + 2 = 4$$



$$3 + 2 = 5$$