
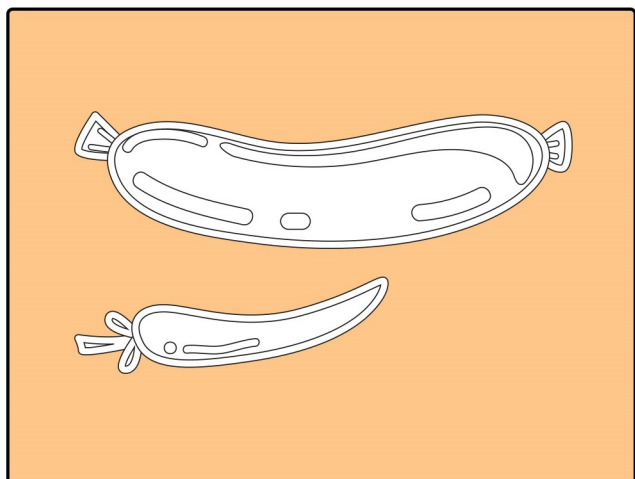
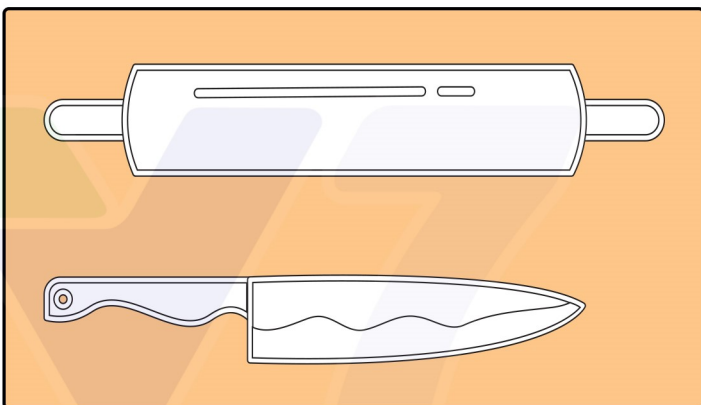
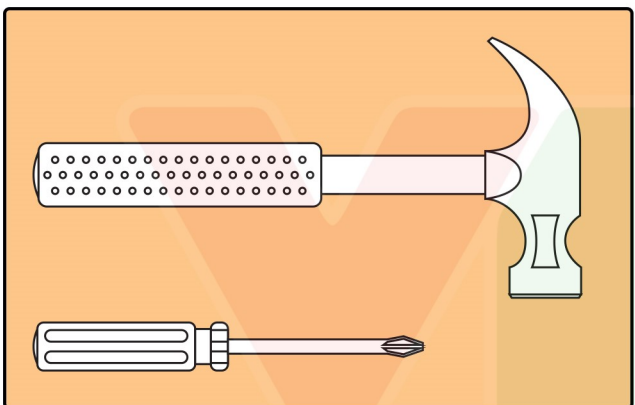




1. a) Tô màu vào vật ngắn hơn.



b) Tô màu vào vật dài hơn.



2. a) Khoanh vào con vật cao hơn trong mỗi cặp.




b) Khoanh vào con vật thấp hơn trong mỗi cặp.



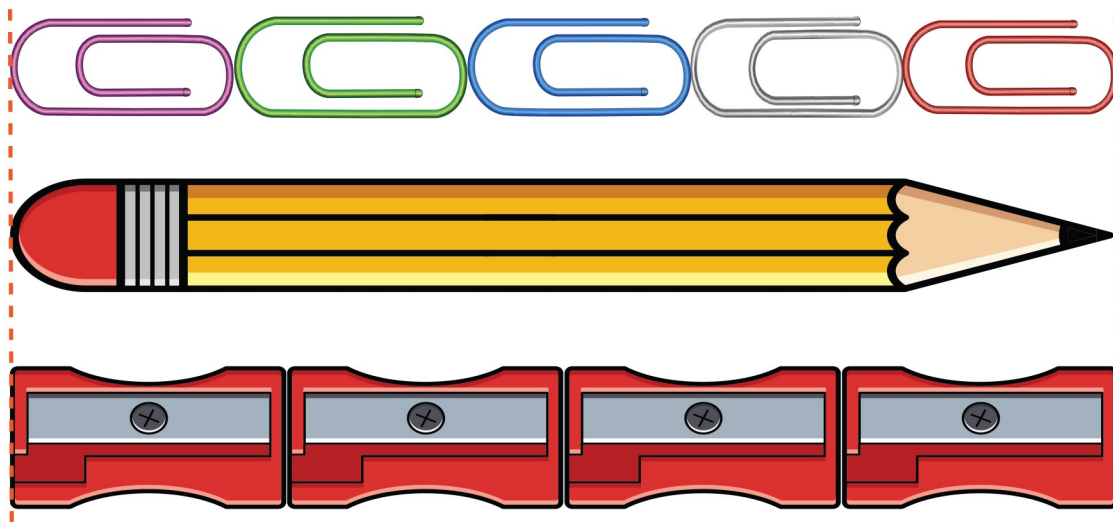
3. a) Tô màu vào cây cao nhất.



b) Đánh dấu x vào bạn thấp nhất.



4. Số?



Bút chì dài cái ghim giấy.

Bút chì dài gọt bút chì.



5. Viết số thích hợp chỉ chiều dài của các vật vào ô trống (theo mẫu):

The exercise shows several objects with rulers placed next to them to measure their length. Each measurement is accompanied by a small empty box for the student to write the number. The objects and their corresponding boxes are:

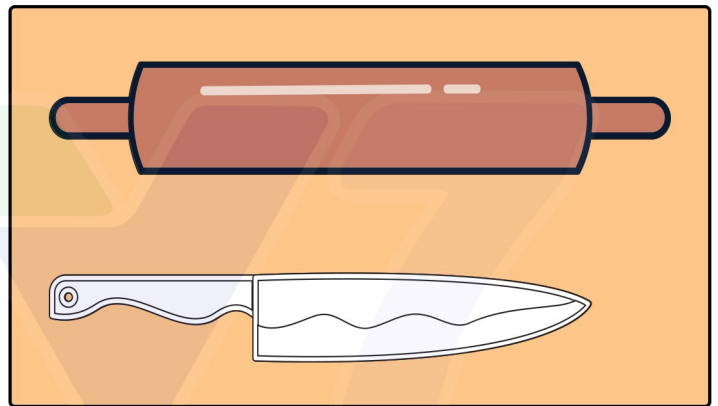
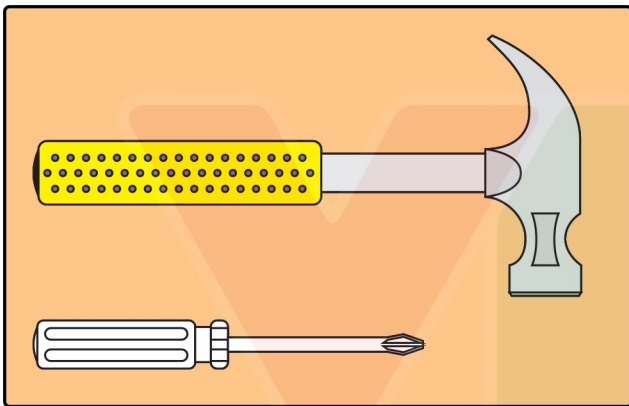
- A carrot with a vertical ruler and a box to its right.
- A pencil with a horizontal ruler above it and a box above the ruler.
- A bottle with a horizontal ruler above it and a box above the ruler.
- A key with a horizontal ruler below it and a box below the ruler.
- A crayon with a horizontal ruler below it and a box below the ruler.

The sample measurement for the pencil shows a length of 11 units.



1. a) Tô màu vào vật ngắn hơn.





b) Tô màu vào vật dài hơn.




2. a) Khoanh vào con vật cao hơn trong mỗi cặp.




b) Khoanh vào con vật thấp hơn trong mỗi cặp.



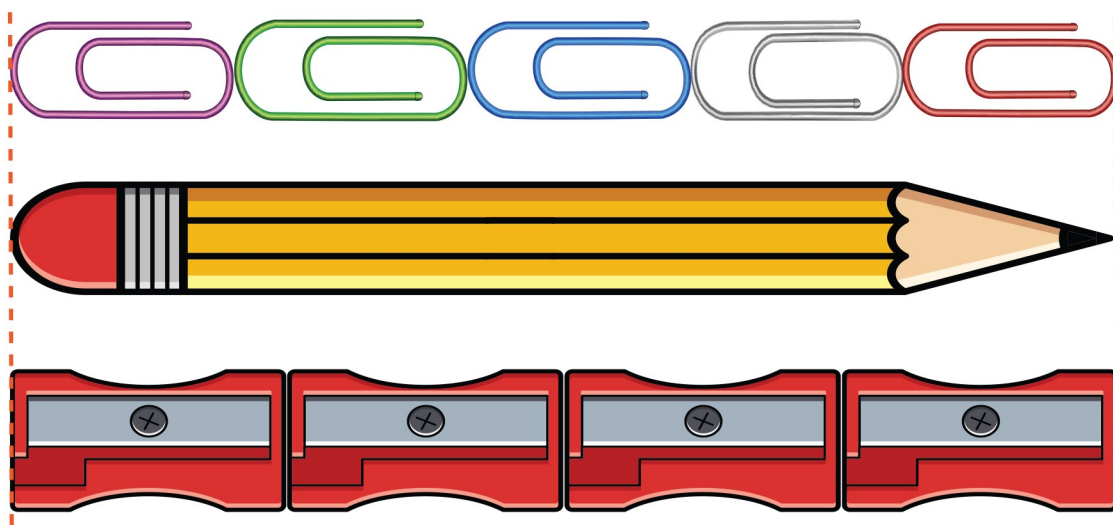
3. a) Tô màu vào cây cao nhất.



b) Đánh dấu x vào bạn thấp nhất.



4. Số?



Bút chì dài cái ghim giấy.

Bút chì dài gọt bút chì.

5. Viết số thích hợp chỉ chiều dài của các vật vào ô trống (theo mẫu):

The image shows five objects with their lengths measured in units. Each measurement is represented by a line with arrows at both ends and a box containing the number of units. The objects and their measurements are:

- Carrot: 9 units
- Pencil: 11 units
- Bottle: 7 units
- Key: 5 units
- Crayon: 6 units